

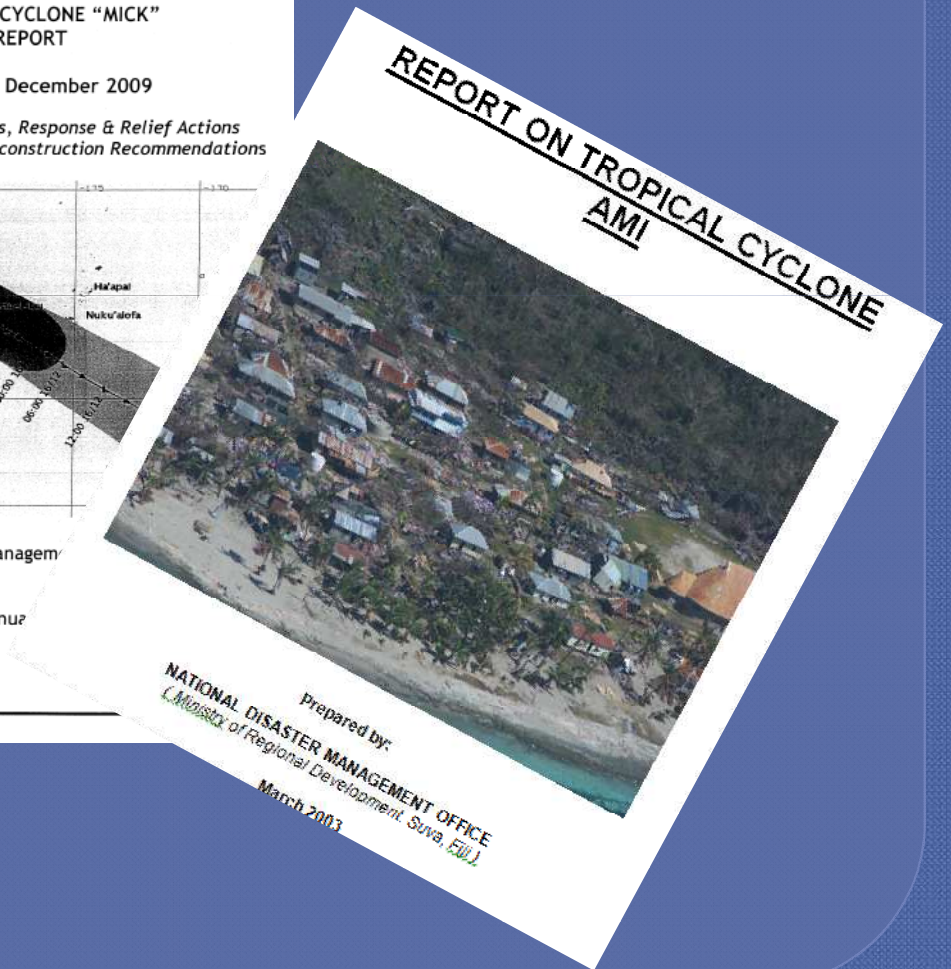
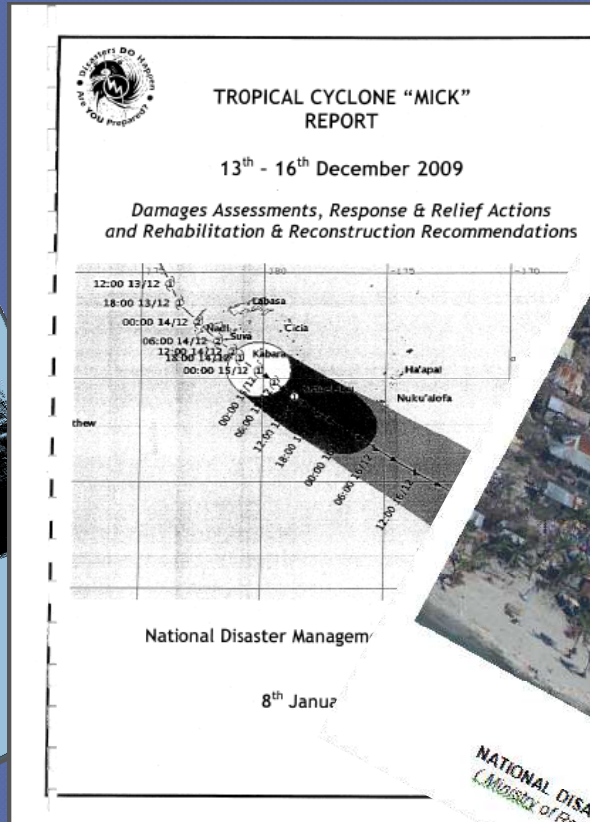
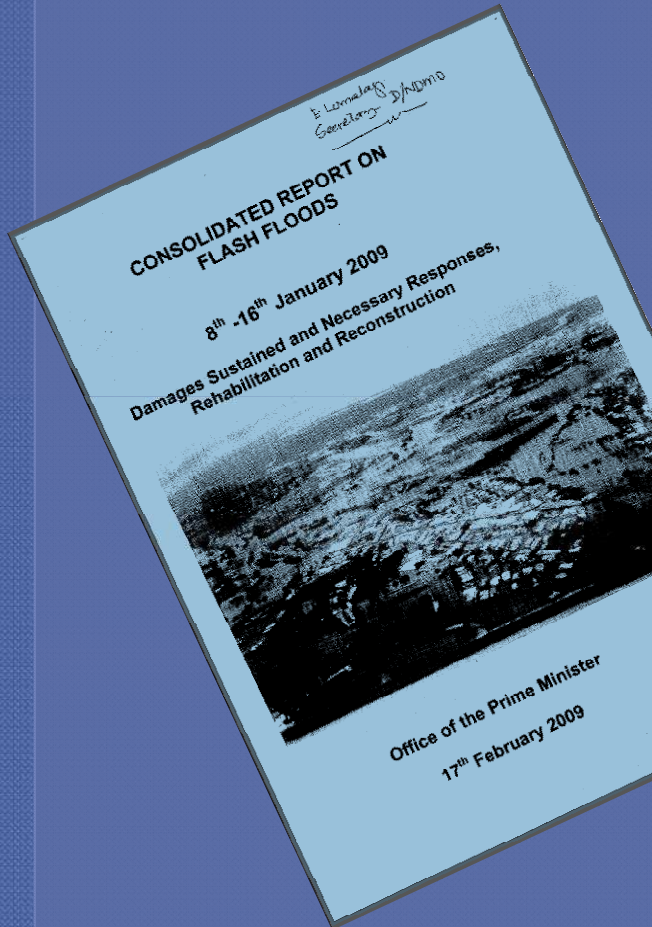
*Fourth meeting of the Expert Group and its preparatory
country consultation
Mandaluyong, Philippines, 3 – 6 October 2016*

***DISASTER RELATED
STATISTICS FRAMEWORK
(DRSF) PILOT TESTING
- FIJI***

OUTLINE

- ◉ DATA AVAILABILITY
- ◉ DATA COLLECTION
- ◉ CHALLENGES
- ◉ POST DISASTER NEEDS ASSESSMENT

Data Availability



Data Collection

- ◉ Natural Disaster 2006 – 2016
- ◉ January – March 2016 (pilot period)
- ◉ TC Winston – February 20th
- ◉ 2009 Flood event

2009 Flood Event

- ◉ Total Damaged - \$F46m (\$US21m)
- ◉ Infrastructure - \$F28.45m (62%)
- ◉ 146, 725 population affected
- ◉ 27,747 households affected
- ◉ Mostly Western Division (79% pop & 84% hh)

2009 Flood Event

	Fijian \$	USD \$
Hospitals, health facilities	515,000	246,170
Education facilities	1,473,960	704,554
Roads	28,451,302	13,599,750
Electricity generation facilities	3,000,000	1,434,003
ICT Equipments	1,300,000	621,401
Water sewage & treatment systems	11,220,000	5,363,171
Total	45,960,262	21,969,051

Challenges

- ◉ Data Collection – from Stakeholders
- ◉ Data Disaggregated eg age, sex

Post Disaster Need Assessments

- ◉ 2nd time in the history of Disaster in Fiji
- ◉ Source of data
- ◉ Coordinated – National Planning Office (Ministry of Economy)

DRR Expenditure

- ◉ Estimation on the DRR Expenditure
- ◉ Implementation of work Plan
- ◉ Ministry of Economy (formerly Finance), to supply data
- ◉ Minor Adjustment – Fiji Context

DRR Expenditure

[Disaster Risk Reduction Expenditure Account](#)

[Fiji 2016_2017 Budget DRR Expenditure Items](#)

◉ THANK YOU FOR LISTENING